



NATA LIGHTING CO.,LTD.
www.nata.cn
Email:info@nata.com
Tel:+86-750-3770000 Fax:+86-750-3771111
Address:380JinOu Road,GaoXin Zone,Jiang Men City,Guangdong,China

NT

Client:

LumCAT: 2-2688-L

Luminaire: 92.70.411.00

Report No: 2024416-B023

Ballast type: AC

Test No: 2024416-C023

Voltage(V): 33.730

LampCAT: NICHIA NFCWJ108B-V3

Current(A): 0.577

Lamp flux(lm): 2647.0

Power (W): 19.462

Number of Lamps: 1

PF: 0.000

Length(mm): 0

Width(mm): 0

Phm Type: C

Height(mm): 0

Photometric Results

Lumens(lm): 2169.19, Efficiency(%): 81.95% , Luminous Efficacy(lm/W): 111.46

Central intensity(cd): 5239.139, Maximum intensity(cd): 5240.822

Angle of maximum intensity: C=0.0 γ =1.0

Beam Angle(50%Imax): [C0/180]Total=35.4

[C90/270]Total=35.4

Field angle(10%Imax): [C0/180]Total=61.4

[C90/270]Total=61.4

Maximum s/h(1/2): C0_180=0.58 C90_270=0.58

Maximum s/h(1/4): C0_180=0.58 C90_270=0.58

Up flux rate of lamp(%): 0.00%

Down flux rate of lamp(%): 81.95%

Up flux rate of LUM(%): - -

Down flux rate of LUM(%): 100.00%

CIE Type : Direct lighting

Output flux ratio in π solid angle : 97.708%

Equipment: GMS1980
Temperature(°C): 25.0

Date: 2024/4/16
Humidity(%): 60.0%

Operator: NT07
Distance(m): 7.65

| $\gamma(^{\circ})$ | Average I(cd) | Zonal F(lm) | Sum F(lm) | Eff Flux(%) | Eff Sum(%) |
|--------------------|---------------|-------------|-----------|-------------|------------|
| 0.0 | 5239.139 | 0.000 | 0 | 0.00% | 0.00% |
| 1.0 | 5240.822 | 5.014 | 5.014 | 0.19% | 0.23% |
| 2.0 | 5238.993 | 15.042 | 20.056 | 0.57% | 0.92% |
| 3.0 | 5216.827 | 25.007 | 45.063 | 0.94% | 2.08% |
| 4.0 | 5180.617 | 34.804 | 79.867 | 1.31% | 3.68% |
| 5.0 | 5119.826 | 44.312 | 124.179 | 1.67% | 5.72% |
| 6.0 | 5025.239 | 53.315 | 177.494 | 2.01% | 8.18% |
| 7.0 | 4896.563 | 61.584 | 239.078 | 2.33% | 11.02% |
| 8.0 | 4737.967 | 68.952 | 308.03 | 2.60% | 14.20% |
| 9.0 | 4550.402 | 75.277 | 383.308 | 2.84% | 17.67% |
| 10.0 | 4350.036 | 80.546 | 463.853 | 3.04% | 21.38% |
| 11.0 | 4154.790 | 84.981 | 548.834 | 3.21% | 25.30% |
| 12.0 | 3934.819 | 88.431 | 637.265 | 3.34% | 29.38% |
| 13.0 | 3711.555 | 90.743 | 728.008 | 3.43% | 33.56% |
| 14.0 | 3470.443 | 91.929 | 819.937 | 3.47% | 37.80% |
| 15.0 | 3234.963 | 92.055 | 911.992 | 3.48% | 42.04% |
| 16.0 | 2989.022 | 91.199 | 1003.191 | 3.45% | 46.25% |
| 17.0 | 2769.416 | 89.674 | 1092.865 | 3.39% | 50.38% |
| 18.0 | 2547.909 | 87.671 | 1180.536 | 3.31% | 54.42% |
| 19.0 | 2321.207 | 84.713 | 1265.249 | 3.20% | 58.33% |
| 20.0 | 2109.429 | 81.093 | 1346.342 | 3.06% | 62.07% |
| 21.0 | 1906.210 | 77.108 | 1423.45 | 2.91% | 65.62% |
| 22.0 | 1720.766 | 72.886 | 1496.336 | 2.75% | 68.98% |
| 23.0 | 1525.023 | 68.105 | 1564.441 | 2.57% | 72.12% |
| 24.0 | 1317.949 | 62.158 | 1626.599 | 2.35% | 74.99% |
| 25.0 | 1205.256 | 57.372 | 1683.971 | 2.17% | 77.63% |
| 26.0 | 1086.412 | 54.095 | 1738.066 | 2.04% | 80.13% |
| 27.0 | 945.497 | 49.711 | 1787.777 | 1.88% | 82.42% |
| 28.0 | 816.667 | 44.614 | 1832.392 | 1.69% | 84.47% |
| 29.0 | 694.135 | 39.527 | 1871.918 | 1.49% | 86.30% |
| 30.0 | 590.426 | 34.683 | 1906.601 | 1.31% | 87.89% |
| 31.0 | 489.029 | 30.040 | 1936.641 | 1.13% | 89.28% |
| 32.0 | 409.058 | 25.729 | 1962.37 | 0.97% | 90.47% |
| 33.0 | 332.503 | 21.847 | 1984.217 | 0.83% | 91.47% |
| 34.0 | 280.725 | 18.558 | 2002.775 | 0.70% | 92.33% |
| 35.0 | 238.150 | 16.114 | 2018.889 | 0.61% | 93.07% |
| 36.0 | 177.982 | 13.250 | 2032.139 | 0.50% | 93.68% |
| 37.0 | 133.585 | 10.162 | 2042.3 | 0.38% | 94.15% |

| $\gamma(^{\circ})$ | Average I(cd) | Zonal F(lm) | Sum F(lm) | Eff Flux(%) | Eff Sum(%) |
|--------------------|---------------|-------------|-----------|-------------|------------|
| 38.0 | 106.189 | 8.003 | 2050.304 | 0.30% | 94.52% |
| 39.0 | 85.706 | 6.550 | 2056.854 | 0.25% | 94.82% |
| 40.0 | 70.951 | 5.464 | 2062.317 | 0.21% | 95.07% |
| 41.0 | 60.066 | 4.665 | 2066.983 | 0.18% | 95.29% |
| 42.0 | 52.912 | 4.105 | 2071.087 | 0.16% | 95.48% |
| 43.0 | 47.849 | 3.732 | 2074.82 | 0.14% | 95.65% |
| 44.0 | 43.980 | 3.466 | 2078.286 | 0.13% | 95.81% |
| 45.0 | 40.929 | 3.263 | 2081.549 | 0.12% | 95.96% |
| 46.0 | 38.427 | 3.103 | 2084.652 | 0.12% | 96.10% |
| 47.0 | 36.430 | 2.977 | 2087.63 | 0.11% | 96.24% |
| 48.0 | 34.697 | 2.875 | 2090.505 | 0.11% | 96.37% |
| 49.0 | 33.073 | 2.783 | 2093.288 | 0.11% | 96.50% |
| 50.0 | 31.741 | 2.702 | 2095.99 | 0.10% | 96.63% |
| 51.0 | 30.483 | 2.633 | 2098.623 | 0.10% | 96.75% |
| 52.0 | 29.291 | 2.565 | 2101.188 | 0.10% | 96.87% |
| 53.0 | 28.157 | 2.499 | 2103.687 | 0.09% | 96.98% |
| 54.0 | 27.140 | 2.437 | 2106.124 | 0.09% | 97.09% |
| 55.0 | 26.138 | 2.378 | 2108.502 | 0.09% | 97.20% |
| 56.0 | 25.150 | 2.318 | 2110.82 | 0.09% | 97.31% |
| 57.0 | 24.192 | 2.256 | 2113.076 | 0.09% | 97.41% |
| 58.0 | 23.248 | 2.194 | 2115.27 | 0.08% | 97.51% |
| 59.0 | 22.363 | 2.132 | 2117.402 | 0.08% | 97.61% |
| 60.0 | 21.529 | 2.074 | 2119.476 | 0.08% | 97.71% |
| 61.0 | 20.761 | 2.018 | 2121.494 | 0.08% | 97.80% |
| 62.0 | 20.022 | 1.965 | 2123.459 | 0.07% | 97.89% |
| 63.0 | 19.327 | 1.914 | 2125.373 | 0.07% | 97.98% |
| 64.0 | 18.742 | 1.868 | 2127.241 | 0.07% | 98.07% |
| 65.0 | 18.215 | 1.829 | 2129.07 | 0.07% | 98.15% |
| 66.0 | 17.820 | 1.798 | 2130.868 | 0.07% | 98.23% |
| 67.0 | 17.630 | 1.783 | 2132.65 | 0.07% | 98.32% |
| 68.0 | 17.681 | 1.789 | 2134.439 | 0.07% | 98.40% |
| 69.0 | 17.791 | 1.810 | 2136.248 | 0.07% | 98.48% |
| 70.0 | 18.032 | 1.840 | 2138.088 | 0.07% | 98.57% |
| 71.0 | 18.427 | 1.884 | 2139.973 | 0.07% | 98.65% |
| 72.0 | 18.925 | 1.942 | 2141.915 | 0.07% | 98.74% |
| 73.0 | 19.283 | 1.998 | 2143.913 | 0.08% | 98.83% |
| 74.0 | 19.473 | 2.038 | 2145.95 | 0.08% | 98.93% |
| 75.0 | 19.415 | 2.055 | 2148.005 | 0.08% | 99.02% |

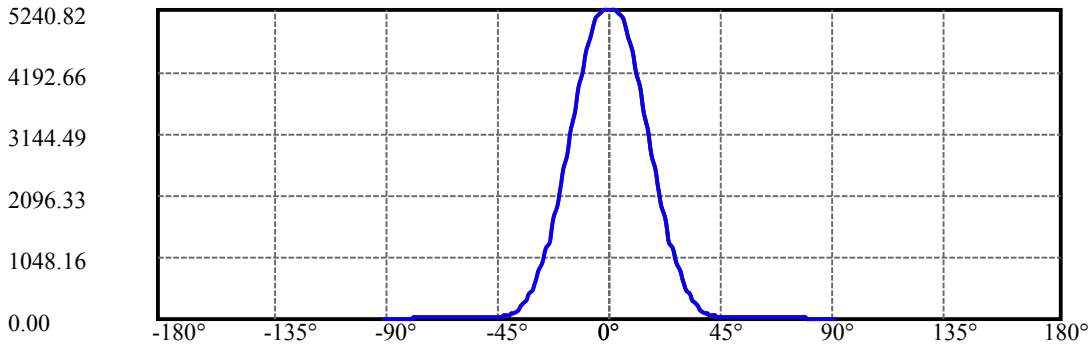
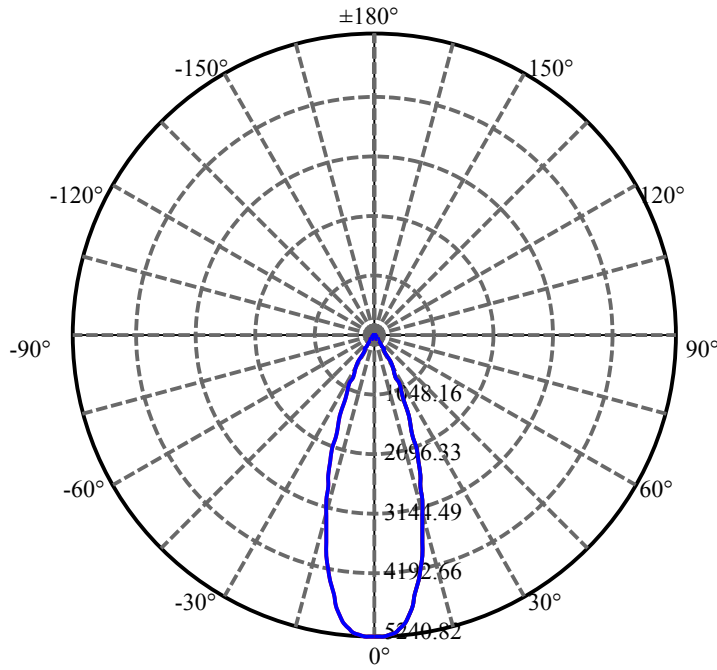
| $\gamma(^{\circ})$ | Average I(cd) | Zonal F(lm) | Sum F(lm) | Eff Flux(%) | Eff Sum(%) |
|--------------------|---------------|-------------|-----------|-------------|------------|
| 76.0 | 19.071 | 2.043 | 2150.048 | 0.08% | 99.12% |
| 77.0 | 18.500 | 2.003 | 2152.051 | 0.08% | 99.21% |
| 78.0 | 17.520 | 1.928 | 2153.979 | 0.07% | 99.30% |
| 79.0 | 16.160 | 1.810 | 2155.789 | 0.07% | 99.38% |
| 80.0 | 14.265 | 1.640 | 2157.429 | 0.06% | 99.46% |
| 81.0 | 12.465 | 1.446 | 2158.875 | 0.05% | 99.52% |
| 82.0 | 11.726 | 1.312 | 2160.187 | 0.05% | 99.58% |
| 83.0 | 11.317 | 1.253 | 2161.439 | 0.05% | 99.64% |
| 84.0 | 11.083 | 1.220 | 2162.66 | 0.05% | 99.70% |
| 85.0 | 10.768 | 1.193 | 2163.852 | 0.05% | 99.75% |
| 86.0 | 10.124 | 1.142 | 2164.994 | 0.04% | 99.81% |
| 87.0 | 9.737 | 1.087 | 2166.081 | 0.04% | 99.86% |
| 88.0 | 9.495 | 1.053 | 2167.135 | 0.04% | 99.91% |
| 89.0 | 9.349 | 1.033 | 2168.168 | 0.04% | 99.95% |
| 90.0 | 9.290 | 1.022 | 2169.189 | 0.04% | 100.00% |

ZONAL LUMEN SUMMARY

| Zone | Lumens | %Lamp | %Fixt |
|---------|---------|--------|---------|
| 0-30 | 1906.60 | 72.03% | 87.89% |
| 0-40 | 2062.32 | 77.91% | 95.07% |
| 0-60 | 2119.48 | 80.07% | 97.71% |
| 0-90 | 2168.17 | 81.91% | 99.95% |
| 0-120 | 2168.17 | 81.91% | 99.95% |
| 0-180 | 2169.19 | 81.95% | 100.00% |
| 60-90 | 48.69 | 1.84% | 2.24% |
| 90-120 | 0.00 | 0.00% | 0.00% |
| 90-130 | 0.00 | 0.00% | 0.00% |
| 90-150 | 0.00 | 0.00% | 0.00% |
| 90-180 | 0.00 | 0.00% | 0.00% |
| 0-25.95 | 1735.35 | 65.56% | 80.00% |

ZONAL LUMEN SUMMARY

| | |
|---------|--------|
| 0-10 | 463.85 |
| 10-20 | 882.49 |
| 20-30 | 560.26 |
| 30-40 | 155.72 |
| 40-50 | 33.67 |
| 50-60 | 23.49 |
| 60-70 | 18.61 |
| 70-80 | 19.34 |
| 80-90 | 10.74 |
| 90-100 | 0.00 |
| 100-110 | 0.00 |
| 110-120 | 0.00 |
| 120-130 | 0.00 |
| 130-140 | 0.00 |
| 140-150 | 0.00 |
| 150-160 | 0.00 |
| 160-170 | 0.00 |
| 170-180 | 0.00 |



C0(Max): —————

C0/C180: —————

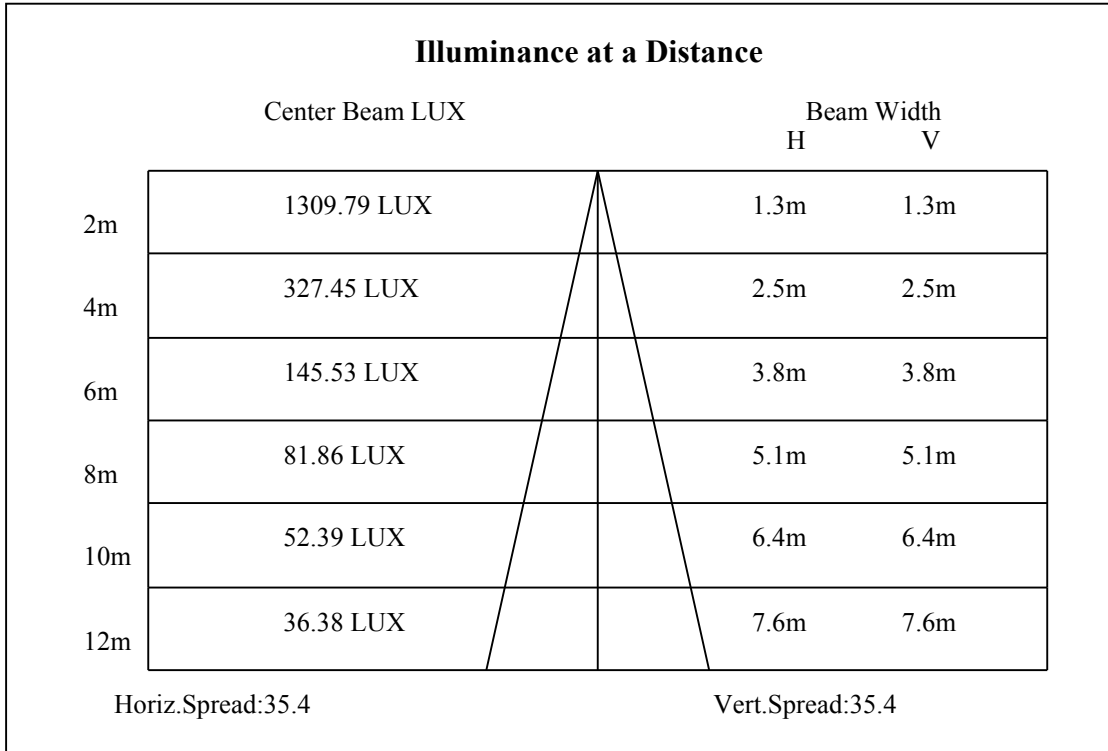
C90/C270: —————

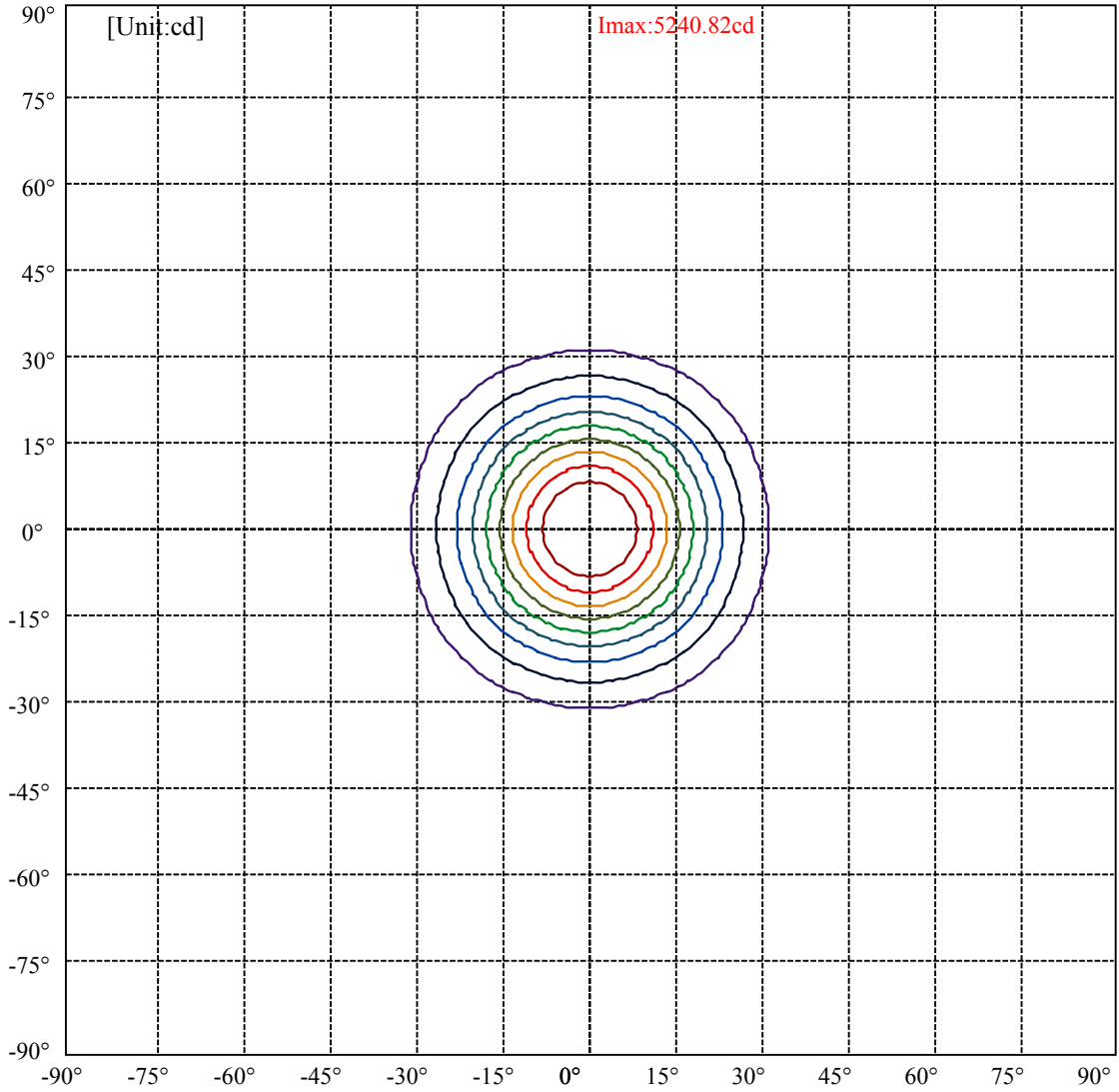
Field angle(10%Imax):C0/180Left:31.7 Right:29.7

:C90/270Left:31.7 Right:29.7

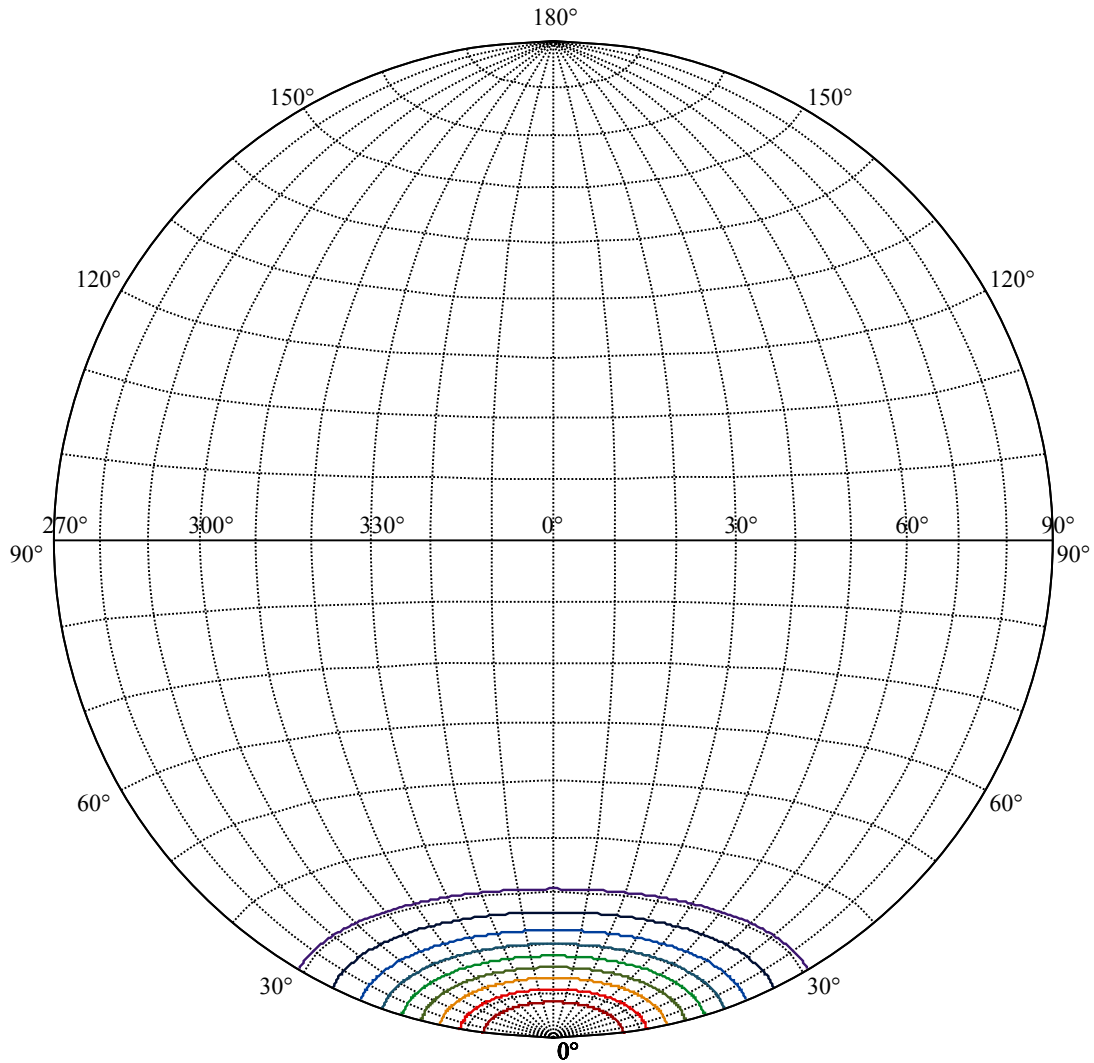
Beam Angle(50%Imax):C0/180Left:18.7 Right:16.7

:C90/270Left:18.7 Right:16.7





| | |
|-------------------|---|
| (10%Imax) 524.082 | — |
| (20%Imax) 1048.16 | — |
| (30%Imax) 1572.25 | — |
| (40%Imax) 2096.33 | — |
| (50%Imax) 2620.41 | — |
| (60%Imax) 3144.49 | — |
| (70%Imax) 3668.58 | — |
| (80%Imax) 4192.66 | — |
| (90%Imax) 4716.74 | — |



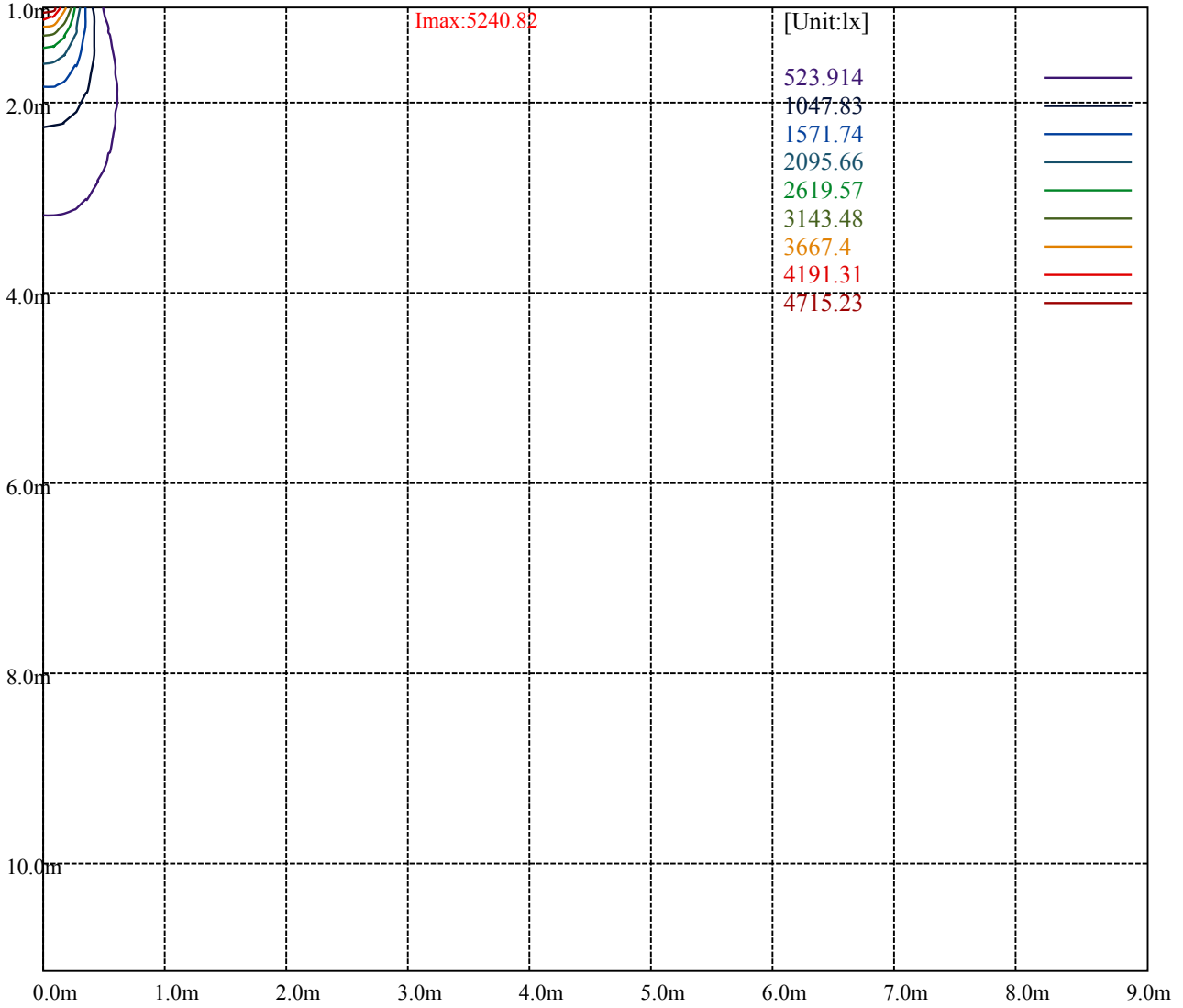
House

[Unit:cd]

Road

Imax:5240.82

| | |
|-------------------|---|
| (10%Imax) 524.082 | — |
| (20%Imax) 1048.16 | — |
| (30%Imax) 1572.25 | — |
| (40%Imax) 2096.33 | — |
| (50%Imax) 2620.41 | — |
| (60%Imax) 3144.49 | — |
| (70%Imax) 3668.58 | — |
| (80%Imax) 4192.66 | — |
| (90%Imax) 4716.74 | — |



Luminance Table

| γ | 45 | 50 | 55 | 60 | 65 | 70 | 75 | 80 | 85 |
|----------|----|----|----|----|----|----|----|----|----|
| C0 | 0 | 0 | 0 | 0 | 0 | 0 | 0 | 0 | 0 |
| C45 | 0 | 0 | 0 | 0 | 0 | 0 | 0 | 0 | 0 |
| C90 | 0 | 0 | 0 | 0 | 0 | 0 | 0 | 0 | 0 |

| L(Hor)(65) | L(Ver)(65) | L45(65) | L(Hor)(75) | L(Ver)(75) | L45(75) | L(Hor)(85) | L(Ver)(85) | L45(85) |
|------------|------------|---------|------------|------------|---------|------------|------------|---------|
| 0 | 0 | 0 | 0 | 0 | 0 | 0 | 0 | 0 |

Glare Table

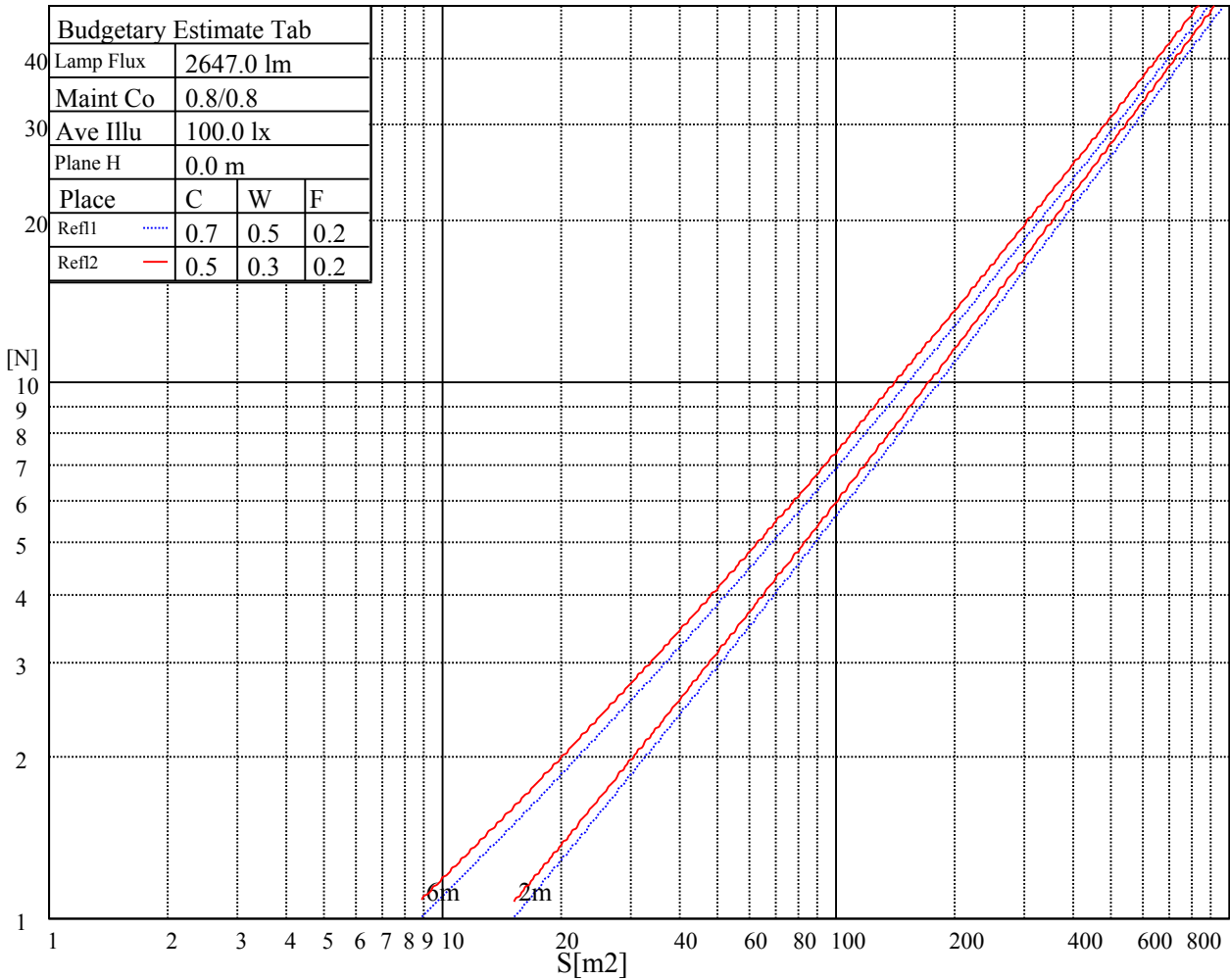
| Glare | Quality | Service Values Illuminance(lx) | | | | | | | |
|-------|---------|--------------------------------|------|------|-------|-------|-------|-------|-------|
| 1.15 | A | 2000 | 1000 | 500 | <=300 | | | | |
| 1.5 | B | | 2000 | 1000 | 500 | <=300 | | | |
| 1.85 | C | | | 2000 | 1000 | 500 | <=300 | | |
| 2.2 | D | | | | 2000 | 1000 | 500 | <=300 | |
| 2.55 | E | | | | | 2000 | 1000 | 500 | <=300 |
| | | a | b | c | d | e | f | g | h |

Luminance Limiting Curve

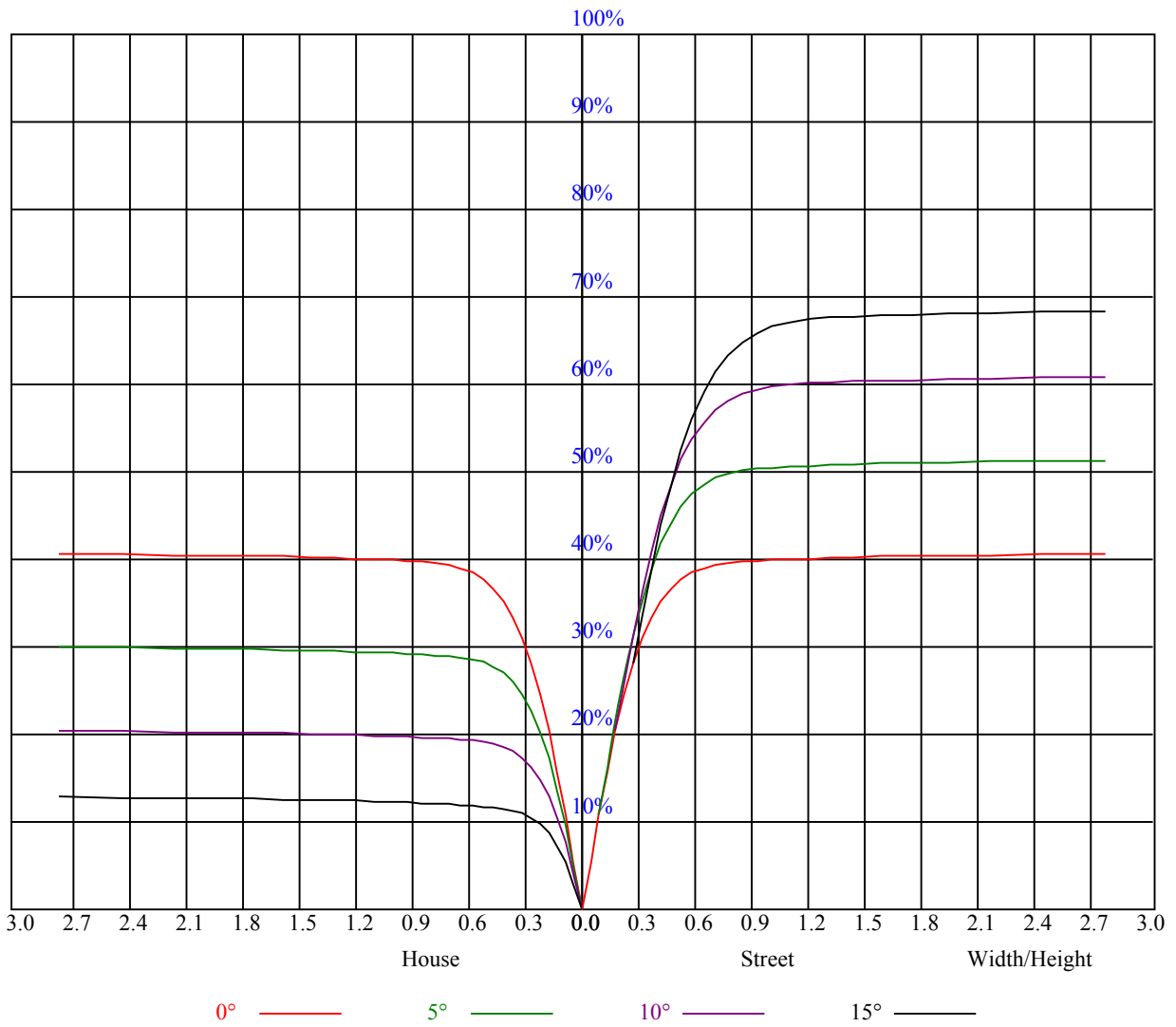


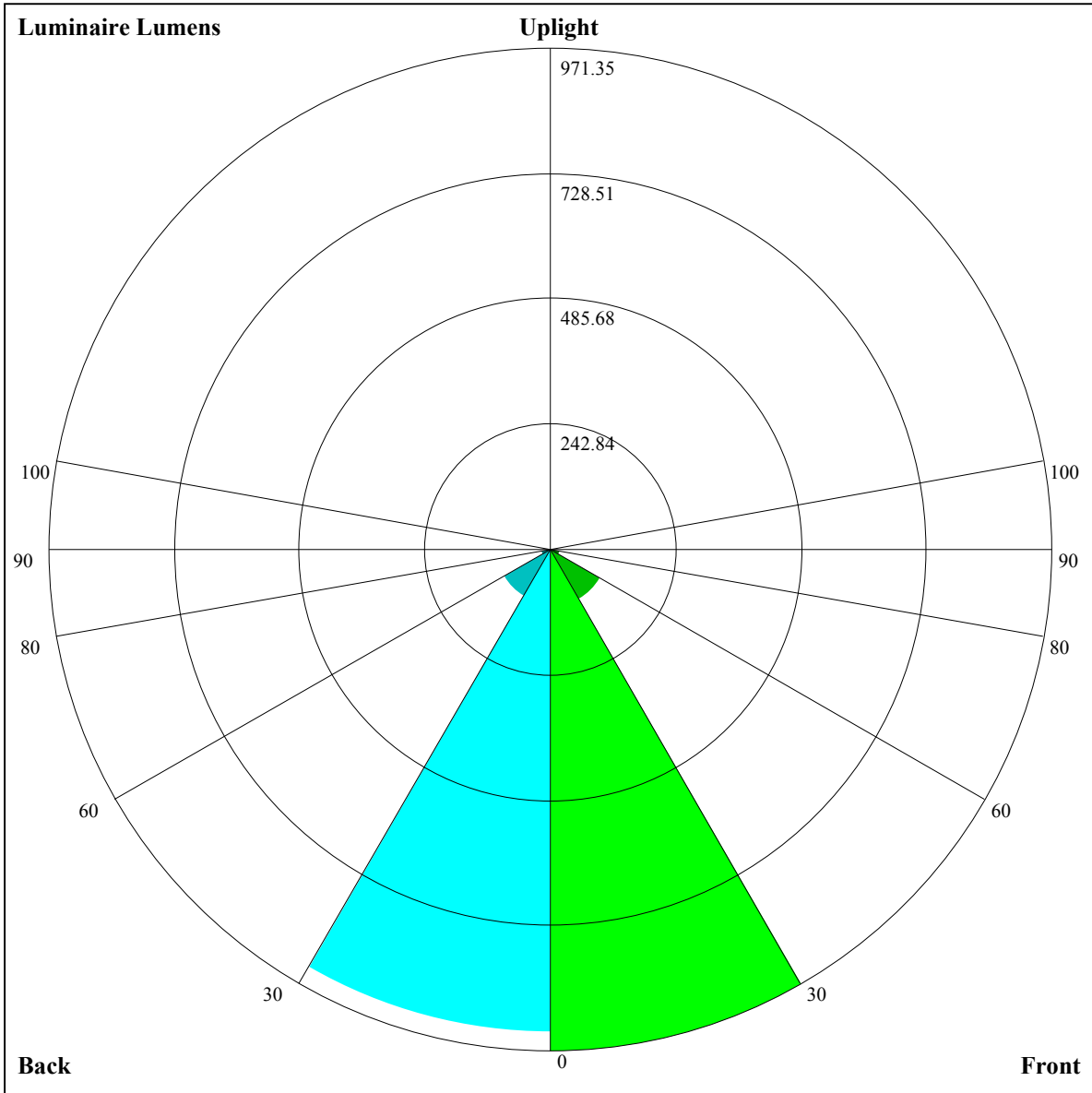
| Illumination assessment according UGR | | | | | | | | | | |
|---|------------------|-----|-----|-----|-----|----------------|-----|-----|-----|-----|
| Rf of Ceiling | 70 | 70 | 50 | 50 | 30 | 70 | 70 | 50 | 50 | 30 |
| Rf of Wall | 50 | 30 | 50 | 30 | 30 | 50 | 30 | 50 | 30 | 30 |
| Rf of Floor | 20 | 20 | 20 | 20 | 20 | 20 | 20 | 20 | 20 | 20 |
| Room dimensions | Viewed crosswise | | | | | Viewed endwise | | | | |
| X | Y | | | | | | | | | |
| 2H | 2H | 非数字 | 非数字 | 非数字 | 非数字 | 非数字 | 非数字 | 非数字 | 非数字 | 非数字 |
| | 3H | 非数字 | 非数字 | 非数字 | 非数字 | 非数字 | 非数字 | 非数字 | 非数字 | 非数字 |
| | 4H | 非数字 | 非数字 | 非数字 | 非数字 | 非数字 | 非数字 | 非数字 | 非数字 | 非数字 |
| | 6H | 非数字 | 非数字 | 非数字 | 非数字 | 非数字 | 非数字 | 非数字 | 非数字 | 非数字 |
| | 8H | 非数字 | 非数字 | 非数字 | 非数字 | 非数字 | 非数字 | 非数字 | 非数字 | 非数字 |
| | 12H | 非数字 | 非数字 | 非数字 | 非数字 | 非数字 | 非数字 | 非数字 | 非数字 | 非数字 |
| 4H | 2H | 非数字 | 非数字 | 非数字 | 非数字 | 非数字 | 非数字 | 非数字 | 非数字 | 非数字 |
| | 3H | 非数字 | 非数字 | 非数字 | 非数字 | 非数字 | 非数字 | 非数字 | 非数字 | 非数字 |
| | 4H | 非数字 | 非数字 | 非数字 | 非数字 | 非数字 | 非数字 | 非数字 | 非数字 | 非数字 |
| | 6H | 非数字 | 非数字 | 非数字 | 非数字 | 非数字 | 非数字 | 非数字 | 非数字 | 非数字 |
| | 8H | 非数字 | 非数字 | 非数字 | 非数字 | 非数字 | 非数字 | 非数字 | 非数字 | 非数字 |
| | 12H | 非数字 | 非数字 | 非数字 | 非数字 | 非数字 | 非数字 | 非数字 | 非数字 | 非数字 |
| 8H | 4H | 非数字 | 非数字 | 非数字 | 非数字 | 非数字 | 非数字 | 非数字 | 非数字 | 非数字 |
| | 6H | 非数字 | 非数字 | 非数字 | 非数字 | 非数字 | 非数字 | 非数字 | 非数字 | 非数字 |
| | 8H | 非数字 | 非数字 | 非数字 | 非数字 | 非数字 | 非数字 | 非数字 | 非数字 | 非数字 |
| | 12H | 非数字 | 非数字 | 非数字 | 非数字 | 非数字 | 非数字 | 非数字 | 非数字 | 非数字 |
| 12H | 4H | 非数字 | 非数字 | 非数字 | 非数字 | 非数字 | 非数字 | 非数字 | 非数字 | 非数字 |
| | 6H | 非数字 | 非数字 | 非数字 | 非数字 | 非数字 | 非数字 | 非数字 | 非数字 | 非数字 |
| | 8H | 非数字 | 非数字 | 非数字 | 非数字 | 非数字 | 非数字 | 非数字 | 非数字 | 非数字 |
| Variation with the observer position at spacings: | | | | | | | | | | |
| S = 1.0H | 非数字/非数字 | | | | | 非数字/非数字 | | | | |
| S = 1.5H | 非数字/非数字 | | | | | 非数字/非数字 | | | | |
| S = 2.0H | 非数字/非数字 | | | | | 非数字/非数字 | | | | |
| Standard tables: | BK0 | | | | | BK0 | | | | |
| Uncorrected UGR | 负无穷大 | | | | | 负无穷大 | | | | |

UGR calculation is based on CIE Publ. 117 ,S/H = 0.25



| RHOCC | 80 | | | 70 | | | 50 | | | 30 | | | 10 | | | 0 |
|-------|---|------|------|------|------|------|------|------|------|------|------|------|------|------|------|------|
| RHOW | 50 | 30 | 10 | 50 | 30 | 10 | 50 | 30 | 10 | 50 | 30 | 10 | 50 | 30 | 10 | 0 |
| RCR | COEFFICIENTS OF UTILIZATION RHOFC=20 CU | | | | | | | | | | | | | | | |
| 0 | 0.98 | 0.98 | 0.98 | 0.95 | 0.95 | 0.95 | 0.91 | 0.91 | 0.91 | 0.87 | 0.87 | 0.87 | 0.84 | 0.84 | 0.84 | 0.82 |
| 1 | 0.91 | 0.89 | 0.88 | 0.90 | 0.88 | 0.86 | 0.86 | 0.85 | 0.84 | 0.83 | 0.82 | 0.81 | 0.80 | 0.80 | 0.79 | 0.77 |
| 2 | 0.86 | 0.83 | 0.80 | 0.85 | 0.82 | 0.80 | 0.82 | 0.80 | 0.78 | 0.80 | 0.78 | 0.76 | 0.77 | 0.76 | 0.75 | 0.73 |
| 3 | 0.81 | 0.78 | 0.75 | 0.80 | 0.77 | 0.74 | 0.78 | 0.75 | 0.73 | 0.76 | 0.74 | 0.72 | 0.74 | 0.72 | 0.71 | 0.70 |
| 4 | 0.77 | 0.73 | 0.70 | 0.76 | 0.73 | 0.70 | 0.75 | 0.71 | 0.69 | 0.73 | 0.70 | 0.68 | 0.72 | 0.69 | 0.67 | 0.66 |
| 5 | 0.73 | 0.69 | 0.66 | 0.73 | 0.69 | 0.66 | 0.71 | 0.68 | 0.66 | 0.70 | 0.67 | 0.65 | 0.69 | 0.66 | 0.64 | 0.63 |
| 6 | 0.70 | 0.66 | 0.63 | 0.70 | 0.66 | 0.63 | 0.68 | 0.65 | 0.62 | 0.67 | 0.64 | 0.62 | 0.66 | 0.64 | 0.62 | 0.61 |
| 7 | 0.67 | 0.63 | 0.60 | 0.67 | 0.63 | 0.60 | 0.66 | 0.62 | 0.60 | 0.65 | 0.62 | 0.59 | 0.64 | 0.61 | 0.59 | 0.58 |
| 8 | 0.64 | 0.60 | 0.57 | 0.64 | 0.60 | 0.57 | 0.63 | 0.60 | 0.57 | 0.62 | 0.59 | 0.57 | 0.62 | 0.59 | 0.57 | 0.56 |
| 9 | 0.62 | 0.58 | 0.55 | 0.61 | 0.58 | 0.55 | 0.61 | 0.57 | 0.55 | 0.60 | 0.57 | 0.55 | 0.59 | 0.57 | 0.54 | 0.54 |
| 10 | 0.59 | 0.55 | 0.53 | 0.59 | 0.55 | 0.53 | 0.59 | 0.55 | 0.53 | 0.58 | 0.55 | 0.53 | 0.57 | 0.54 | 0.52 | 0.51 |





Luminaire Lumens:

FL=971.35,FM=112.6,FH=18.09,FVH=5.92

BL=934.85,BM=104.1,BH=19.6,BVH=5.99

UL=0,UH=0

BUG Rating:B2-U0-G0

Intensity data(cd)

| | | | | | | | | | |
|--------|---------|---------|---------|---------|---------|---------|---------|---------|---------|
| C/γ(°) | 0.0 | 1.0 | 2.0 | 3.0 | 4.0 | 5.0 | 6.0 | 7.0 | 8.0 |
| 0.0 | 5238.99 | 5245.43 | 5271.77 | 5254.21 | 5213.83 | 5154.72 | 5068.11 | 4958.08 | 4814.70 |
| 45.0 | 5247.77 | 5230.80 | 5217.92 | 5205.63 | 5196.27 | 5154.72 | 5109.07 | 5040.02 | 4912.44 |
| 90.0 | 5224.95 | 5192.17 | 5183.98 | 5145.94 | 5089.76 | 5031.24 | 4932.92 | 4811.78 | 4662.55 |
| 135.0 | 5244.84 | 5216.17 | 5191.00 | 5171.11 | 5126.04 | 5068.69 | 5003.15 | 4881.42 | 4734.53 |
| 180.0 | 5238.99 | 5236.07 | 5227.87 | 5193.35 | 5159.40 | 5091.52 | 5007.83 | 4880.25 | 4725.75 |
| 225.0 | 5247.77 | 5263.57 | 5242.50 | 5211.49 | 5152.38 | 5059.91 | 4915.36 | 4704.10 | 4527.36 |
| 270.0 | 5224.95 | 5258.89 | 5283.47 | 5285.23 | 5271.77 | 5227.87 | 5141.26 | 5025.97 | 4822.90 |
| 315.0 | 5244.84 | 5283.47 | 5293.42 | 5267.67 | 5235.48 | 5169.94 | 5024.22 | 4870.89 | 4703.51 |
| 360.0 | 5238.99 | 5245.43 | 5271.77 | 5254.21 | 5213.83 | 5154.72 | 5068.11 | 4958.08 | 4814.70 |
| C/γ(°) | 9.0 | 10.0 | 11.0 | 12.0 | 13.0 | 14.0 | 15.0 | 16.0 | 17.0 |
| 0.0 | 4597.00 | 4409.73 | 4223.63 | 4027.58 | 3767.74 | 3546.52 | 3330.57 | 3048.50 | 2837.81 |
| 45.0 | 4777.84 | 4565.40 | 4389.83 | 4207.83 | 3971.40 | 3764.81 | 3551.20 | 3274.39 | 3041.47 |
| 90.0 | 4441.33 | 4249.38 | 4059.76 | 3808.70 | 3595.68 | 3389.10 | 3115.80 | 2902.77 | 2695.02 |
| 135.0 | 4568.91 | 4392.76 | 4156.33 | 3974.32 | 3771.25 | 3503.22 | 3284.34 | 3060.79 | 2793.34 |
| 180.0 | 4502.78 | 4308.48 | 4124.14 | 3863.71 | 3648.94 | 3431.82 | 3148.57 | 2937.89 | 2734.23 |
| 225.0 | 4347.11 | 4111.85 | 3902.92 | 3681.12 | 3458.15 | 3170.81 | 2956.62 | 2746.52 | 2537.01 |
| 270.0 | 4646.75 | 4466.50 | 4278.05 | 4024.65 | 3803.44 | 3572.86 | 3338.18 | 3057.86 | 2840.74 |
| 315.0 | 4521.51 | 4296.20 | 4103.66 | 3890.63 | 3675.86 | 3384.41 | 3154.42 | 2883.46 | 2675.71 |
| 360.0 | 4597.00 | 4409.73 | 4223.63 | 4027.58 | 3767.74 | 3546.52 | 3330.57 | 3048.50 | 2837.81 |
| C/γ(°) | 18.0 | 19.0 | 20.0 | 21.0 | 22.0 | 23.0 | 24.0 | 25.0 | 26.0 |
| 0.0 | 2633.57 | 2380.75 | 2176.51 | 1932.47 | 1753.98 | 1591.87 | 1325.59 | 1151.90 | 1119.83 |
| 45.0 | 2827.87 | 2629.47 | 2380.17 | 2181.78 | 1985.73 | 1802.55 | 1597.14 | 1440.30 | 1291.65 |
| 90.0 | 2491.95 | 2246.74 | 2051.27 | 1866.34 | 1649.22 | 1487.70 | 1153.54 | 1153.54 | 1018.06 |
| 135.0 | 2587.34 | 2387.78 | 2146.66 | 1957.64 | 1781.48 | 1611.18 | 1414.55 | 1267.07 | 1124.86 |
| 180.0 | 2470.88 | 2264.88 | 2060.05 | 1840.01 | 1659.17 | 1497.06 | 1357.20 | 1168.75 | 1037.66 |
| 225.0 | 2273.66 | 2071.17 | 1879.80 | 1666.78 | 1505.84 | 1143.71 | 1143.71 | 1044.98 | 919.68 |
| 270.0 | 2626.55 | 2371.39 | 2158.37 | 1967.00 | 1758.07 | 1590.11 | 1396.41 | 1260.05 | 1122.52 |
| 315.0 | 2471.46 | 2217.48 | 2022.60 | 1837.67 | 1672.63 | 1476.00 | 1155.47 | 1155.47 | 1057.03 |
| 360.0 | 2633.57 | 2380.75 | 2176.51 | 1932.47 | 1753.98 | 1591.87 | 1325.59 | 1151.90 | 1119.83 |
| C/γ(°) | 27.0 | 28.0 | 29.0 | 30.0 | 31.0 | 32.0 | 33.0 | 34.0 | 35.0 |
| 0.0 | 989.21 | 864.49 | 749.97 | 619.87 | 529.22 | 447.46 | 354.00 | 289.57 | 223.32 |
| 45.0 | 1111.99 | 977.97 | 821.13 | 708.18 | 606.35 | 516.23 | 417.32 | 346.51 | 297.94 |
| 90.0 | 888.90 | 767.76 | 637.49 | 544.90 | 440.03 | 364.95 | 299.40 | 242.17 | 184.05 |
| 135.0 | 986.75 | 825.81 | 710.52 | 606.35 | 496.33 | 417.91 | 331.30 | 299.69 | 299.69 |
| 180.0 | 910.08 | 793.62 | 657.27 | 554.85 | 448.34 | 377.53 | 311.40 | 295.60 | 225.19 |
| 225.0 | 773.90 | 666.04 | 567.14 | 482.34 | 387.01 | 319.18 | 260.89 | 212.09 | 162.87 |
| 270.0 | 994.36 | 845.71 | 729.25 | 625.08 | 529.10 | 430.78 | 356.46 | 304.96 | 304.96 |
| 315.0 | 908.80 | 791.93 | 680.32 | 581.83 | 475.85 | 398.42 | 329.25 | 255.22 | 207.17 |
| 360.0 | 989.21 | 864.49 | 749.97 | 619.87 | 529.22 | 447.46 | 354.00 | 289.57 | 223.32 |
| C/γ(°) | 36.0 | 37.0 | 38.0 | 39.0 | 40.0 | 41.0 | 42.0 | 43.0 | 44.0 |
| 0.0 | 180.48 | 145.55 | 111.95 | 91.47 | 76.43 | 65.37 | 55.77 | 50.21 | 46.12 |
| 45.0 | 297.94 | 170.53 | 136.47 | 109.44 | 88.90 | 70.46 | 60.63 | 53.67 | 47.75 |
| 90.0 | 147.65 | 118.86 | 96.21 | 75.44 | 64.32 | 56.83 | 51.21 | 46.17 | 43.01 |
| 135.0 | 174.57 | 132.79 | 107.27 | 87.26 | 72.57 | 60.10 | 53.55 | 48.92 | 45.35 |
| 180.0 | 154.85 | 122.96 | 95.39 | 78.13 | 65.60 | 57.18 | 49.80 | 45.71 | 42.55 |
| 225.0 | 131.50 | 106.22 | 81.93 | 68.24 | 56.36 | 50.21 | 45.82 | 41.84 | 39.33 |
| 270.0 | 177.85 | 143.26 | 115.58 | 89.31 | 73.86 | 60.22 | 53.08 | 47.75 | 43.77 |
| 315.0 | 159.01 | 128.52 | 104.70 | 86.38 | 69.58 | 60.16 | 53.43 | 48.52 | 43.95 |
| 360.0 | 180.48 | 145.55 | 111.95 | 91.47 | 76.43 | 65.37 | 55.77 | 50.21 | 46.12 |

Intensity data(cd)

| | | | | | | | | | |
|--------|-------|-------|-------|-------|-------|-------|-------|-------|-------|
| C/γ(°) | 45.0 | 46.0 | 47.0 | 48.0 | 49.0 | 50.0 | 51.0 | 52.0 | 53.0 |
| 0.0 | 42.78 | 39.56 | 37.45 | 35.58 | 33.59 | 32.19 | 30.96 | 29.55 | 28.38 |
| 45.0 | 44.18 | 40.79 | 38.51 | 36.52 | 34.41 | 33.01 | 31.66 | 30.49 | 29.26 |
| 90.0 | 39.85 | 37.69 | 35.87 | 34.00 | 32.66 | 31.49 | 30.37 | 29.20 | 28.27 |
| 135.0 | 41.90 | 39.68 | 37.75 | 35.70 | 34.35 | 33.01 | 31.60 | 30.55 | 29.32 |
| 180.0 | 40.09 | 37.51 | 35.82 | 34.41 | 32.71 | 31.54 | 30.26 | 29.20 | 28.21 |
| 225.0 | 37.22 | 35.41 | 33.53 | 32.19 | 30.96 | 29.79 | 28.50 | 27.45 | 26.45 |
| 270.0 | 40.26 | 37.92 | 36.05 | 34.35 | 32.60 | 31.25 | 30.08 | 28.97 | 27.56 |
| 315.0 | 41.14 | 38.86 | 36.46 | 34.82 | 33.30 | 31.66 | 30.43 | 28.91 | 27.80 |
| 360.0 | 42.78 | 39.56 | 37.45 | 35.58 | 33.59 | 32.19 | 30.96 | 29.55 | 28.38 |
| C/γ(°) | 54.0 | 55.0 | 56.0 | 57.0 | 58.0 | 59.0 | 60.0 | 61.0 | 62.0 |
| 0.0 | 27.33 | 26.10 | 25.16 | 24.29 | 23.29 | 22.24 | 21.48 | 20.66 | 19.90 |
| 45.0 | 28.27 | 27.27 | 26.39 | 25.57 | 24.46 | 23.53 | 22.47 | 21.71 | 20.95 |
| 90.0 | 27.27 | 26.39 | 25.34 | 24.40 | 23.53 | 22.59 | 21.89 | 21.13 | 20.25 |
| 135.0 | 28.38 | 27.45 | 26.57 | 25.46 | 24.52 | 23.70 | 22.94 | 22.06 | 21.24 |
| 180.0 | 27.27 | 26.16 | 25.34 | 24.40 | 23.53 | 22.53 | 21.77 | 21.07 | 20.37 |
| 225.0 | 25.34 | 24.40 | 23.47 | 22.36 | 21.59 | 20.89 | 19.90 | 19.25 | 18.73 |
| 270.0 | 26.51 | 25.57 | 24.40 | 23.47 | 22.36 | 21.54 | 20.83 | 20.01 | 19.20 |
| 315.0 | 26.74 | 25.75 | 24.52 | 23.58 | 22.71 | 21.89 | 20.95 | 20.19 | 19.55 |
| 360.0 | 27.33 | 26.10 | 25.16 | 24.29 | 23.29 | 22.24 | 21.48 | 20.66 | 19.90 |
| C/γ(°) | 63.0 | 64.0 | 65.0 | 66.0 | 67.0 | 68.0 | 69.0 | 70.0 | 71.0 |
| 0.0 | 19.14 | 18.49 | 17.97 | 17.21 | 16.91 | 17.03 | 17.56 | 18.26 | 19.14 |
| 45.0 | 19.96 | 19.37 | 18.73 | 18.02 | 17.50 | 16.97 | 16.56 | 16.04 | 15.57 |
| 90.0 | 19.66 | 19.08 | 18.73 | 18.26 | 18.20 | 18.43 | 18.84 | 19.25 | 19.72 |
| 135.0 | 20.60 | 20.13 | 19.37 | 18.96 | 18.84 | 19.25 | 19.78 | 21.07 | 22.18 |
| 180.0 | 19.61 | 19.08 | 18.90 | 19.55 | 20.54 | 21.89 | 23.06 | 24.11 | 25.63 |
| 225.0 | 18.14 | 17.56 | 16.91 | 16.50 | 15.92 | 15.51 | 15.10 | 14.75 | 14.34 |
| 270.0 | 18.55 | 18.02 | 17.44 | 16.85 | 16.44 | 16.04 | 15.57 | 15.16 | 14.86 |
| 315.0 | 18.96 | 18.20 | 17.67 | 17.21 | 16.68 | 16.33 | 15.86 | 15.63 | 15.98 |
| 360.0 | 19.14 | 18.49 | 17.97 | 17.21 | 16.91 | 17.03 | 17.56 | 18.26 | 19.14 |
| C/γ(°) | 72.0 | 73.0 | 74.0 | 75.0 | 76.0 | 77.0 | 78.0 | 79.0 | 80.0 |
| 0.0 | 20.37 | 20.72 | 20.60 | 20.07 | 19.43 | 18.84 | 18.26 | 17.50 | 14.57 |
| 45.0 | 15.16 | 14.81 | 14.34 | 14.05 | 13.64 | 13.28 | 12.99 | 12.64 | 12.35 |
| 90.0 | 20.31 | 20.72 | 21.07 | 21.13 | 20.83 | 20.19 | 18.73 | 17.09 | 14.92 |
| 135.0 | 23.58 | 24.93 | 26.10 | 26.80 | 26.63 | 26.10 | 24.52 | 22.18 | 18.79 |
| 180.0 | 26.28 | 26.22 | 25.75 | 25.05 | 24.40 | 23.53 | 22.53 | 19.90 | 16.62 |
| 225.0 | 14.05 | 13.64 | 13.40 | 13.11 | 12.87 | 12.58 | 12.29 | 11.94 | 11.47 |
| 270.0 | 15.10 | 15.51 | 16.15 | 16.68 | 16.80 | 16.74 | 16.04 | 15.16 | 13.46 |
| 315.0 | 16.56 | 17.73 | 18.38 | 18.43 | 17.97 | 16.74 | 14.81 | 12.87 | 11.94 |
| 360.0 | 20.37 | 20.72 | 20.60 | 20.07 | 19.43 | 18.84 | 18.26 | 17.50 | 14.57 |
| C/γ(°) | 81.0 | 82.0 | 83.0 | 84.0 | 85.0 | 86.0 | 87.0 | 88.0 | 89.0 |
| 0.0 | 11.94 | 11.06 | 10.77 | 10.59 | 10.48 | 10.36 | 9.83 | 9.60 | 9.48 |
| 45.0 | 12.06 | 11.76 | 11.47 | 11.29 | 11.06 | 10.94 | 10.07 | 9.66 | 9.48 |
| 90.0 | 12.41 | 11.70 | 11.53 | 11.29 | 10.48 | 10.07 | 9.77 | 9.48 | 9.42 |
| 135.0 | 15.68 | 13.64 | 11.76 | 11.47 | 11.00 | 10.24 | 9.83 | 9.54 | 9.42 |
| 180.0 | 12.76 | 11.47 | 11.06 | 10.83 | 10.30 | 9.77 | 9.48 | 9.42 | 9.25 |
| 225.0 | 11.35 | 11.41 | 11.47 | 10.48 | 9.83 | 9.54 | 9.36 | 9.25 | 9.25 |
| 270.0 | 11.88 | 11.41 | 11.29 | 11.29 | 11.24 | 10.07 | 9.83 | 9.48 | 9.25 |
| 315.0 | 11.65 | 11.35 | 11.18 | 11.41 | 11.76 | 10.01 | 9.71 | 9.54 | 9.25 |
| 360.0 | 11.94 | 11.06 | 10.77 | 10.59 | 10.48 | 10.36 | 9.83 | 9.60 | 9.48 |

Intensity data(cd)

| | |
|-----------------|------|
| C/ γ (°) | 90.0 |
| 0.0 | 9.31 |
| 45.0 | 9.42 |
| 90.0 | 9.25 |
| 135.0 | 9.25 |
| 180.0 | 9.25 |
| 225.0 | 9.25 |
| 270.0 | 9.31 |
| 315.0 | 9.31 |
| 360.0 | 9.31 |